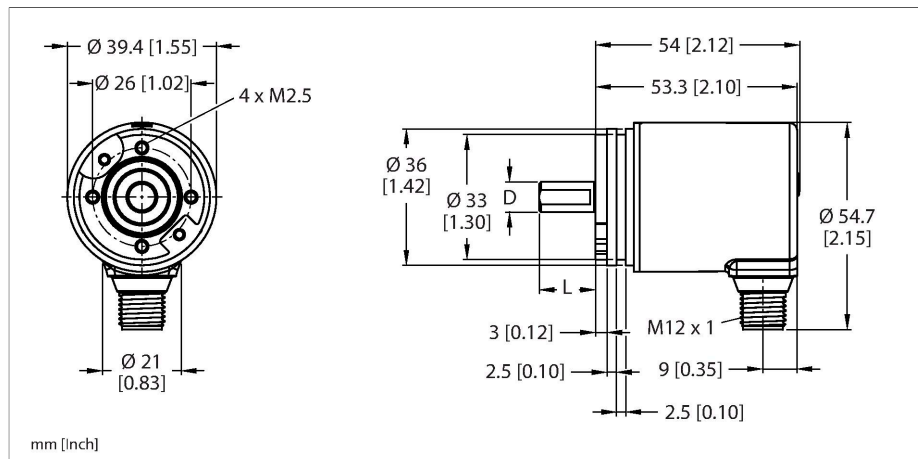


RES-180S8S-8BAR-H1151/N0

Absolute Rotary Encoder - Single-Turn Industrial Line



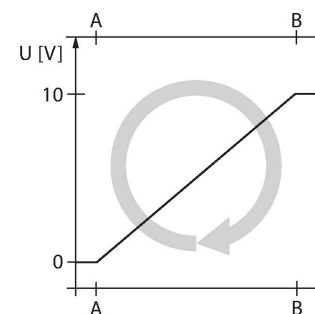
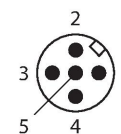
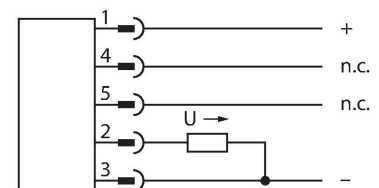
Features

- Synchro flange, $\varnothing 36$ mm
- Solid shaft, $\varnothing 8$ mm \times 15 mm
- Magnetic measuring principle
- Shaft material: stainless steel
- Protection class IP67 on housing and shaft side
- $-40 \dots +85$ °C
- Max. 4000 rpm (continuous operation 2000 rpm)
- 15...30 VDC
- Analog output 0...10 V
- Counting mode CW
- M12 \times 1 male connector, 5-pin
- 360° resolved in 12 bit (4096 positions)

Technical data

Type	RES-180S8S-8BAR-H1151/N0
ID	100016360
Measuring principle	Magnetic
General data	
Max. Rotational Speed	4000 rpm
Starting torque	< 0.01 Nm
Measuring range	0...360 °
Repetition accuracy	± 0.2 ° At 25 °C
Absolute accuracy	± 1 ° At 25 °C
Output type	Absolute singleturn
Resolution singleturn	12 Bit
Electrical data	
Operating voltage	15...30 VDC
No-load current	35 mA
Short-circuit protection	yes
Output function	Analog output
Voltage output	0...10 V
Mechanical data	
Design	Solid shaft
Flange type	Synchro flange
Flange diameter	$\varnothing 36$ mm
Shaft Type	Solid shaft
Shaft diameter D [mm]	8
Shaft Length L [mm]	15
	Shaft with surface
Shaft material	Stainless steel

Wiring diagram



Technical data

Housing material	Die-cast zinc
Electrical connection	Connector, M12 × 1
Axial shaft load	20 N
Radial shaft load	40 N
Environmental conditions	
Ambient temperature	-40...+85 °C
Vibration resistance (EN 60068-2-6)	300 m/s ² , 10...2000 Hz
Shock resistance (EN 60068-2-27)	2500 m/s ² , 6 ms
Protection class	IP67
Protection class shaft	IP67

Accessories

RCS-19-08-08	1545359	RCS-19-10-08	1545357
Bellows coupling, outer diameter: 19 mm, bore diameter: 8 mm/8 mm		Bellows coupling, outer diameter: 19 mm, bore diameter: 10 mm/8 mm	